

2024 TELLURIDE SX X-LINE V6 AWD

MODEL/OPT.CODE: J4472 / 012
 EXTERIOR COLOR: WOLF GRAY
 INTERIOR COLOR: BLACK
 VEHICLE ID NUMBER: 5XYP5DGC2RG498782
 PORT OF ENTRY: WEST POINT

Sold To: KS017
 Robert Brogden's Olathe Kia
 130 NORTH FIR
 OLATHE KS 66061

Ship To: KS017



STANDARD FEATURES

STANDARD SX AWD FEATURES

MECHANICAL
 3.8L Gas Direct Injection V6 Engine
 8-Speed Automatic Transmission
 Active On-Demand All Wheel Drive

ADVANCED DRIVER-ASSISTANCE SYSTEMS

Forward Collision Avoidance (Cyclist, Junction Turning)
 Blind-Spot Collision Warning
 Rear Cross-Traffic Collision-Avoidance Assist
 Lane Keeping Assist & Lane Following Assist
 Safe Exit Assist & Highway Driving Assist 2
 Parking Distance Warning - Forward / Reverse
 Smart Cruise Control w/Stop & Go
 Parking Collision-Avoidance Assist - Reverse

SAFETY

Dual Front, Driver's Knee, Full-Length Side Curtain Airbags
 1st & 2nd Row Outboard Seat-Mounted Side Airbags

INTERIOR, COMFORT & CONVENIENCE

Dual 12.3" Screen Panoramic Display w/ Navigation
 Surround View Monitor & Blind-Spot View Monitor
 Android Auto and Apple CarPlay
 Kia Connect w/Free 12-Mo. Trial.* Where Available**
 SIRIUSXM® w/Free 3-Mo. Subscription*
 Harman/Kardon Premium Audio System
 Smart Key w/ Push Button & Remote Start
 Wireless Phone Charger
 Leather Seat Trim
 Memory Driver's Seat
 Heated & Ventilated Power Adjustable Front Seats
 2nd Row Captain's Chairs (2 Seats)
 Heated Steering Wheel
 Smartphone Digital Key* (Requires Kia Connect**)
 Rear Occupant Alert w/Ultrasonic Sensors

EXTERIOR

20" Alloy Wheels
 Dual Sunroofs (2nd Row Fixed)
 LED Projection Headlights
 Smart Power Liftgate
 Pwr Folding Heated Outside Mirrors w/Turn Signals
 Roof Rails and Rear Privacy Glass

WARRANTY

10 Year/100,000 Mile Limited Powertrain Warranty
 5 Year/60,000 Mile Limited Basic Warranty
 5 Year/60,000 Mile Roadside Assistance

MANUFACTURER'S SUGGESTED RETAIL PRICE ▶

\$ 49,485.00

COMPARE SX X-LINE AWD FEATURES

Added to/in place of standard SX AWD features
 - X-Line 20" Black Alloy Wheels
 - X-Line Exterior Styling
 - Self-Leveling Rear Suspension
 - Tow Mode

Included
 Included
 Included
 Included
 Included

ADDITIONAL INSTALLED EQUIPMENT:

(In addition to or in place of standard features)
 Wolf Gray Paint
 Terracotta Interior Color Package
 Carpeted Floor Mats
 Tow Hitch

\$495.00
 \$295.00
 \$225.00
 \$575.00

MSRP INCLUDING OPTIONS

\$ 51,075.00


INLAND FREIGHT AND HANDLING

\$ 1,395.00

TOTAL MANUFACTURER'S SUGGESTED RETAIL PRICE ▶

\$ 52,470.00

TOTAL ADDITIONAL WEIGHT: 61.3



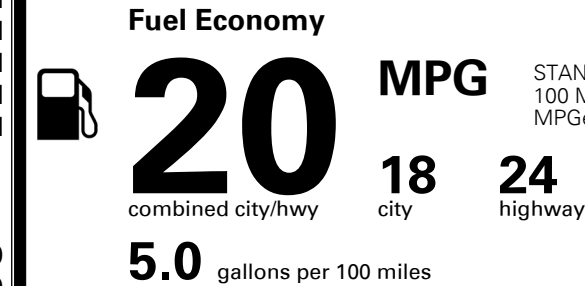
*Additional terms and conditions apply.

**Kia Connect may be currently unavailable for Model Year 2022 and newer vehicles sold or purchased in Massachusetts; please see owners.kia.com for updates on availability.

NOTE: When you purchase this vehicle, Kia America, Inc. collects personal information you provide to the dealership. For information on our collection and use of personal information and your rights, please see our Privacy Policy on www.kia.com.

EPA DOT Fuel Economy and Environment

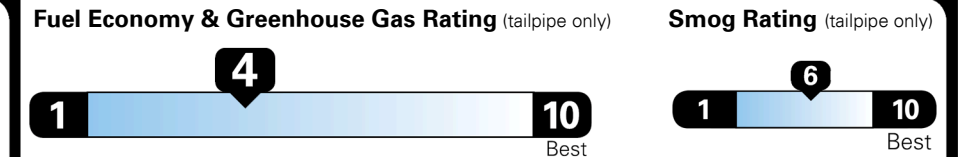
Gasoline Vehicle



STANDARD SUVs range from 11 to 100 MPG. The best vehicle rates 140 MPGe.

You spend \$3,750 more in fuel costs over 5 years compared to the average new vehicle.

Annual fuel cost \$2,700



This vehicle emits 442 grams CO₂ per mile. The best emits 0 grams per mile (tailpipe only). Producing and distributing fuel also create emissions; learn more at fueleconomy.gov.

Actual results will vary for many reasons, including driving conditions and how you drive and maintain your vehicle. The average new vehicle gets 28 MPG and costs \$9,750 to fuel over 5 years. Cost estimates are based on 15,000 miles per year at \$ 3.60 per gallon. MPGe is miles per gasoline gallon equivalent. Vehicle emissions are a significant cause of climate change and smog.

fueleconomy.gov

Calculate personalized estimates and compare vehicles



GOVERNMENT 5-STAR SAFETY RATINGS

Overall Vehicle Score ★ ★ ★ ★ ★

Based on the combined rating of frontal, side and rollover. Should ONLY be compared to other vehicles of similar size and weight.

Frontal Driver ★ ★ ★ ★

Crash Passenger ★ ★ ★ ★

Based on the risk of injury in a frontal impact. Should ONLY be compared to other vehicles of similar size and weight.

Side Front seat ★ ★ ★ ★ ★

Crash Rear seat ★ ★ ★ ★ ★

Star ratings based on the risk of injury in a side impact.

Rollover ★ ★ ★ ★

Star ratings based on the risk of rollover in a single-vehicle crash.

Star ratings range from 1 to 5 stars (★★★★★) with 5 being the highest.

Source: National Highway Traffic Safety Administration (NHTSA).

www.safercar.gov or 1-888-327-4236

Manufacturer's suggested retail price includes Manufacturer's recommended pre-delivery service. License and title fees, state and local taxes and other dealer installed options and accessories are not included in the manufacturer's suggested retail price.

PARTS CONTENT INFORMATION

FOR VEHICLES IN THIS CAR LINE U.S./CANADIAN PARTS CONTENT: 60 %

MAJOR SOURCES OF FOREIGN PARTS: KOREA: 30%

NOTE: PARTS CONTENT DOES NOT INCLUDE FINAL ASSEMBLY, DISTRIBUTION, OR OTHER NON-PARTS COSTS.

FOR THIS VEHICLE FINAL ASSEMBLY POINT: WEST POINT, GA, USA

COUNTRY OF ORIGIN

ENGINE (MOTOR): KOREA

TRANSMISSION: USA